

Barrier Management

Phase 1 Phase 2 Phase 3 Phase 4 Phase 5

Dashboard

Wellbore

Schematics

Barriers

Barriers Details

Barrier:

Verification

Method:

Criteria

LP Falloff:

LP Time:

HP Falloff:

HP Time:

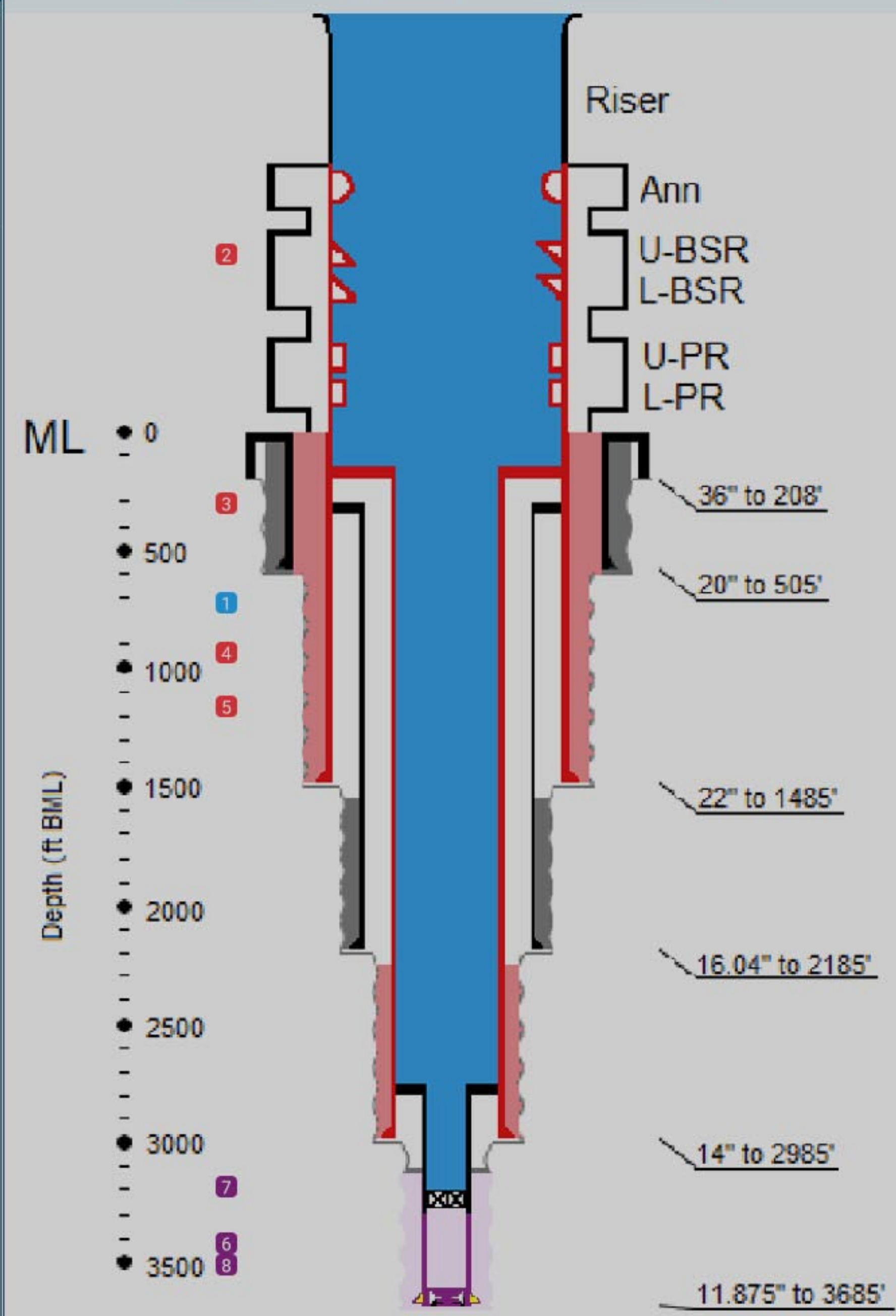
Frequency: Select

Notes:

Barrier Management

| | Label | Barrier | Method | Criteria | Frequency |
|------------------|---------------------------|----------------|----------------|----------------|----------------|
| Active Barriers | Primary Barriers | | | | |
| | 1 | Fluid | Fluid Test | Unknown | Every 30 min |
| | Secondary Barriers | | | | |
| | 2 | 14 in Casing | Casing Test | <10% / 30min | Once |
| | 3 | 16.1 in Liner | Casing Test | <10% / 30min | Once |
| | 4 | 22 in Casing | Casing Test | <10% / 30min | Once |
| Pending Barriers | Pending Barriers | | | | |
| | 5 | BOPEs | BOP Test | <3psi / 5min | Every 2 Weeks |
| | | TIW / IBOP | BOP Test | <3psi / 5min | Every 2 Weeks |
| | 6 | 11.8 in Casing | Casing Test | <10% / 30min | Once |
| | Liner Float Valve | Something Else | Something Else | Something Else | |
| | 7 | Shoe | Something Else | Something Else | Something Else |
| | 8 | | | | |

Labels: X-Axis: Y-Axis:



Barrier Management

Phase 1 Phase 2 Phase 3 Phase 4 Phase 5

Dashboard

Wellbore

Schematics

Barriers

Barriers Details

Barrier:

Verification

Method:

Criteria

LP Falloff:

LP Time:

HP Falloff:

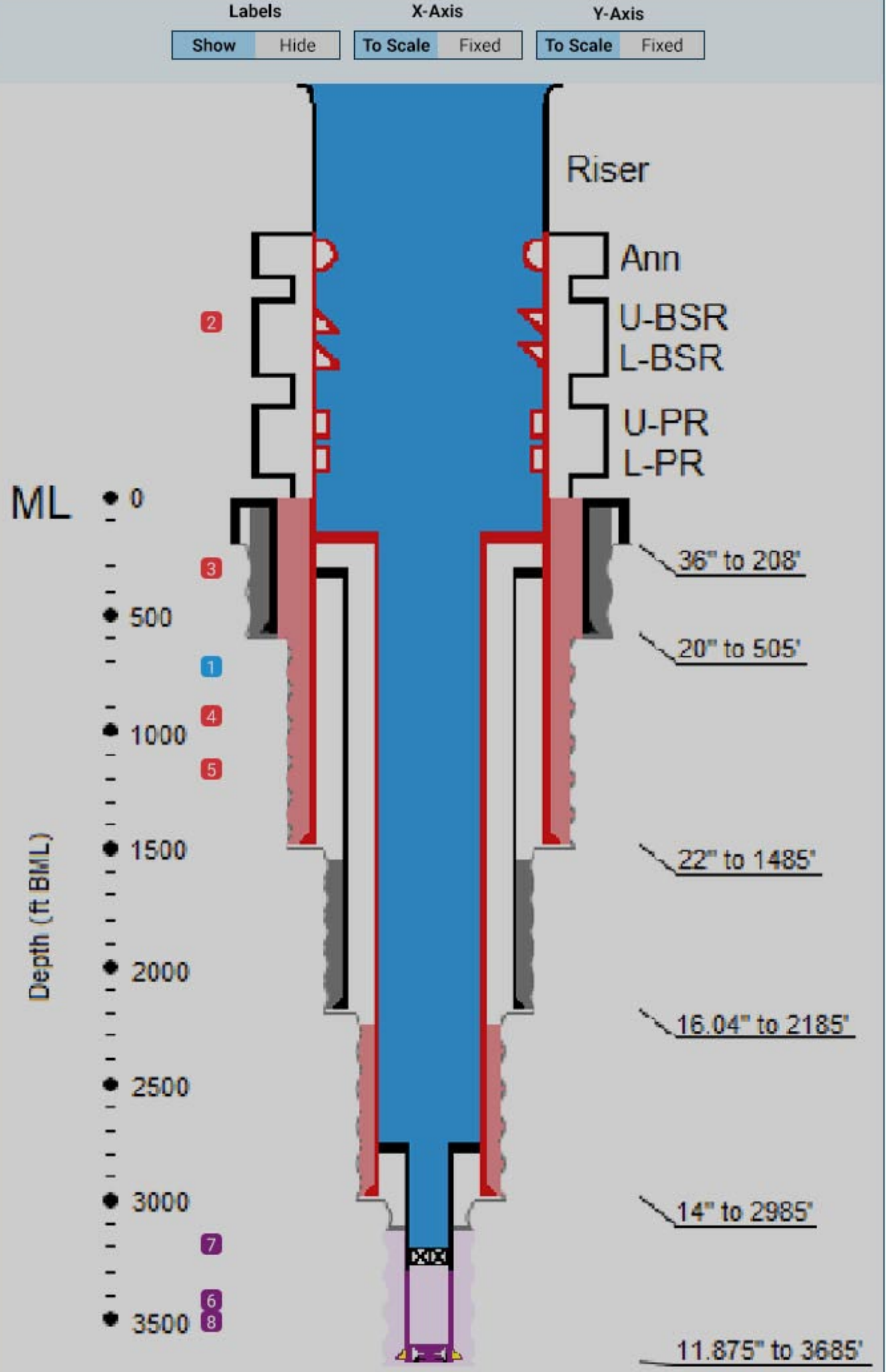
HP Time:

Frequency:

Notes:

Barrier Management

| | Label | Barrier | Method | Criteria | Frequency |
|------------------|---------------------------|-------------------|----------------|----------------|----------------|
| Active Barriers | Primary Barriers | | | | |
| | 1 | Fluid | Fluid Test | Unknown | Every 30 min |
| | Secondary Barriers | | | | |
| | 2 | 14 in Casing | Casing Test | <10% / 30min | Once |
| | 3 | 16.1 in Liner | Casing Test | <10% / 30min | Once |
| Pending Barriers | 4 | 22 in Casing | Casing Test | <10% / 30min | Once |
| | 5 | BOPEs | BOP Test | <3psi / 5min | Every 2 Weeks |
| | 6 | TIW / IBOP | BOP Test | <3psi / 5min | Every 2 Weeks |
| Pending Barriers | Pending Barriers | | | | |
| | 6 | 11.8 in Casing | Casing Test | <10% / 30min | Once |
| | 7 | Liner Float Valve | Something Else | Something Else | Something Else |
| | 8 | Shoe | Something Else | Something Else | Something Else |



Barrier Management

Phase 1 | Phase 2 | Phase 3 | Phase 4 | Phase 5

Plan Level Barriers

| Barrier | Method | Criteria | Frequency |
|---------|--------|----------|-----------|
|---------|--------|----------|-----------|

Fluid

| | | | |
|-------|------------|---------|--------------|
| Fluid | Fluid Test | Unknown | Every 30 min |
|-------|------------|---------|--------------|

Schematic 1 Name

| | | | |
|------------------|----------|--------------|---------------|
| Sch 1 BOP Elem 1 | BOP Test | <3psi / 5min | Every 2 Weeks |
| Sch 1 BOP Elem 2 | BOP Test | <3psi / 5min | Every 2 Weeks |
| Sch 1 BOP Elem 3 | BOP Test | <3psi / 5min | Every 2 Weeks |
| Sch 1 BOP Elem 4 | BOP Test | <3psi / 5min | Every 2 Weeks |

Schematic 2 Name

| | | | |
|------------------|----------|--------------|---------------|
| Sch 2 BOP Elem 1 | BOP Test | <3psi / 5min | Every 2 Weeks |
| Sch 2 BOP Elem 2 | BOP Test | <3psi / 5min | Every 2 Weeks |
| Sch 2 BOP Elem 3 | BOP Test | <3psi / 5min | Every 2 Weeks |
| Sch 2 BOP Elem 4 | BOP Test | <3psi / 5min | Every 2 Weeks |
| Sch 2 BOP Elem 5 | BOP Test | <3psi / 5min | Every 2 Weeks |
| Sch 2 BOP Elem 6 | BOP Test | <3psi / 5min | Every 2 Weeks |

User Entered Barriers

| | | | |
|----------------------------------------------------|-------------|--------------|---------------|
| <input checked="" type="checkbox"/> Stabbing Valve | BOP Test | <3psi / 5min | Every 2 Weeks |
| <input checked="" type="checkbox"/> Shoe | Casing Test | <3psi / 5min | Every 2 Weeks |
| <input checked="" type="checkbox"/> TIW / IBOP | BOP Test | <3psi / 5min | Every 2 Weeks |
| <input checked="" type="checkbox"/> Tree | BOP Test | <3psi / 5min | Every 2 Weeks |

Barrier Management

| Label | Barrier | Method | Criteria | Frequency |
|-------|---------|--------|----------|-----------|
|-------|---------|--------|----------|-----------|

Active Barriers

| | | | | |
|---------------------------|---------------|-------------|--------------|---------------|
| Primary Barriers | | | | |
| 1 | Fluid | Fluid Test | Unknown | Every 30 min |
| Secondary Barriers | | | | |
| 2 | 14 in Casing | Casing Test | <10% / 30min | Once |
| 3 | 16.1 in Liner | Casing Test | <10% / 30min | Once |
| 4 | 22 in Casing | Casing Test | <10% / 30min | Once |
| 5 | BOPEs | BOP Test | <3psi / 5min | Every 2 Weeks |
| | TIW / IBOP | BOP Test | <3psi / 5min | Every 2 Weeks |

Pending Barriers

| | | | | |
|---|-------------------|----------------|----------------|----------------|
| 6 | 11.8 in Casing | Casing Test | <10% / 30min | Once |
| 7 | Liner Float Valve | Something Else | Something Else | Something Else |
| 8 | Shoe | Something Else | Something Else | Something Else |

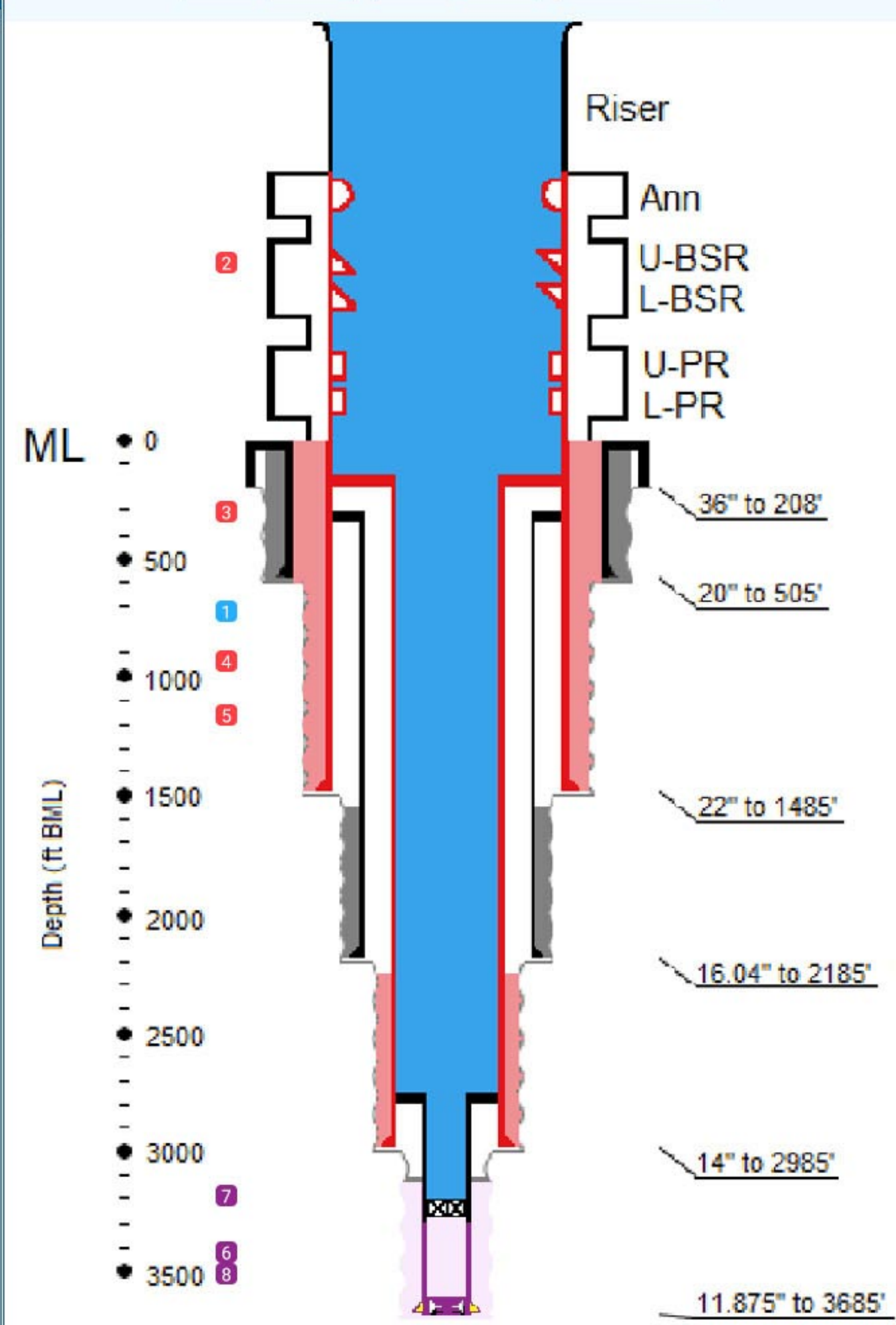
Dashboard

Wellbore

Schematics

Barriers

Labels: X-Axis: Y-Axis:



Barrier Management

Dashboard

Wellbore

Schematics

Barriers

Phase 1 | Phase 2 | Phase 3 | Phase 4 | Phase 5

Phase Description
Enter phase description here...

Barrier Configuration
Schematic: REAL - BOP
Management | Collapse All | Expand All

- | P | S | Barrier |
|-------------------------------------|-------------------------------------|------------------------------------|
| Wellbore Barriers | | |
| <input type="checkbox"/> | <input type="checkbox"/> | ▶ 36" x 35" Jet Pipe [-10' - 208'] |
| <input type="checkbox"/> | <input checked="" type="checkbox"/> | ▶ Hole Sections |
| <input type="checkbox"/> | <input type="checkbox"/> | ▶ 28" Casing [-5' - 585'] |
| <input type="checkbox"/> | <input type="checkbox"/> | ▶ 22" Casing [15' - 1485'] |
| <input type="checkbox"/> | <input type="checkbox"/> | ▶ 16.04" Liner [300' - 2185'] |
| <input type="checkbox"/> | <input checked="" type="checkbox"/> | ▶ 14" Casing [150' - 2985'] |
| ▼ 11.875" Liner [2792' - 3727'] | | |
| 11.875", 10" to 3727' | | |
| Liner Float Valve | | |
| Shoe | | |
| Fluid Barriers | | |
| <input checked="" type="checkbox"/> | <input type="checkbox"/> | Fluid Annulus 0 |
| BOP Barriers | | |
| <input type="checkbox"/> | <input checked="" type="checkbox"/> | Ann |
| <input type="checkbox"/> | <input checked="" type="checkbox"/> | U-BSR |
| <input type="checkbox"/> | <input checked="" type="checkbox"/> | L-BSR |
| <input type="checkbox"/> | <input checked="" type="checkbox"/> | U-PR |
| <input type="checkbox"/> | <input checked="" type="checkbox"/> | L-PR |
| User Entered Barriers | | |
| <input type="checkbox"/> | <input checked="" type="checkbox"/> | TIW / IBOP |
| <input type="checkbox"/> | <input type="checkbox"/> | Tree |

| | | Label | Barrier | Method | Criteria | Frequency |
|------------------|---------------------------|----------------|----------------|----------------|---------------|-----------|
| Active Barriers | Primary Barriers | | | | | |
| | 1 | Fluid | Fluid Test | Unknown | Every 30 min | |
| | Secondary Barriers | | | | | |
| | 2 | 14 in Casing | Casing Test | <10% / 30min | Once | |
| | 3 | 16.1 in Liner | Casing Test | <10% / 30min | Once | |
| | 4 | 22 in Casing | Casing Test | <10% / 30min | Once | |
| Pending Barriers | 5 | BOPEs | BOP Test | <3psi / 5min | Every 2 Weeks | |
| | | TIW / IBOP | BOP Test | <3psi / 5min | Every 2 Weeks | |
| | Pending Barriers | | | | | |
| | 6 | 11.8 in Casing | Casing Test | <10% / 30min | Once | |
| 7 | Liner Float Valve | Something Else | Something Else | Something Else | | |
| 8 | Shoe | Something Else | Something Else | Something Else | | |

