

1	B	2	✓	3	B
5,555 psi	5,555 psi	5,555 psi		5,555 psi	
3.65 bbl	3.65 bbl	3.65 bbl		3.65 bbl	
				Manifold-A	

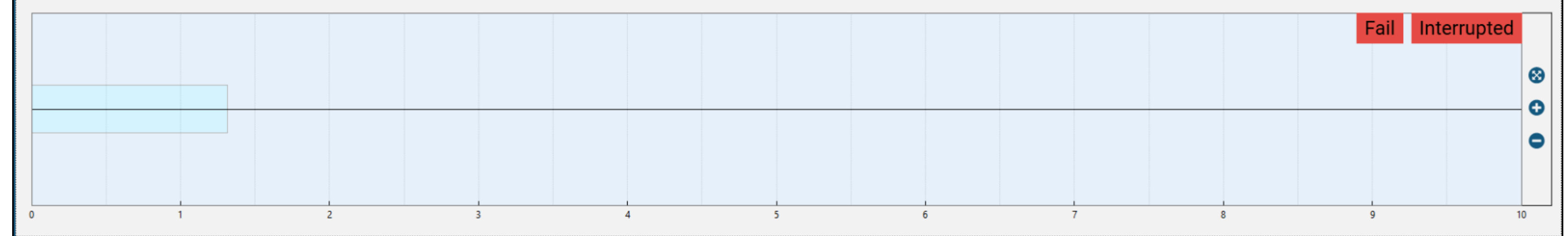
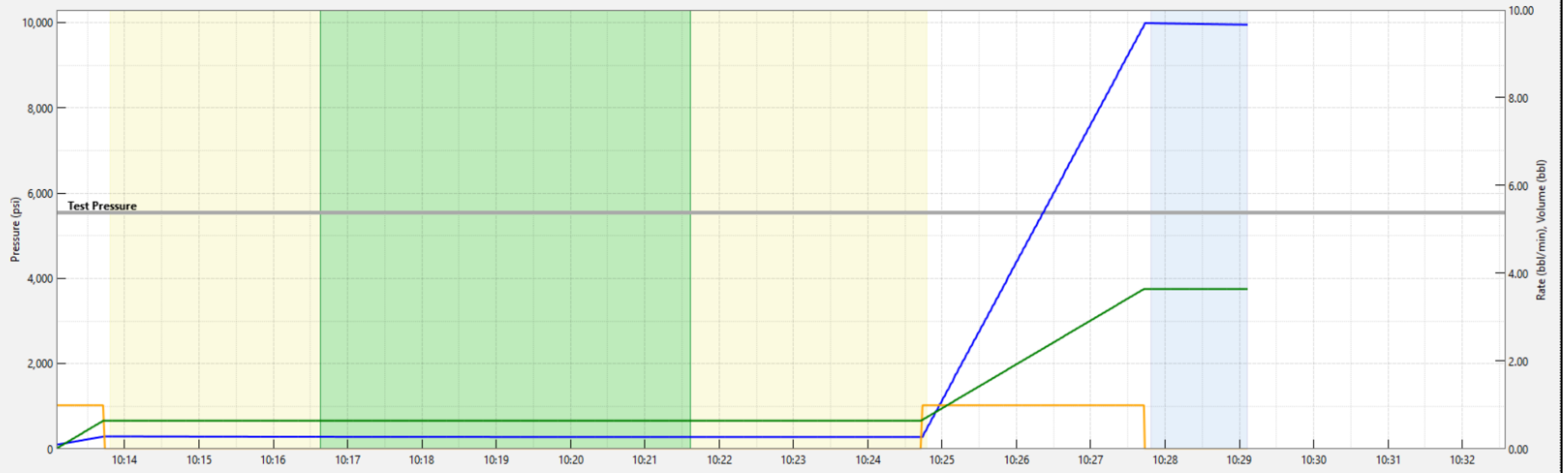
Documentation Mode

Annotations Mode Regions Mode

i You can have up to 5 annotations

Date: ---
 Time: ---
 Attempt: ---
 Elapsed: ---
 Analysis Elapsed: ---
 Pressure: ---
 Rate: ---
 Volume: ---
 Leak off rate: ---
 Temperature: ---

Annotation Label



1	B	2	✓	3	B
5,555 psi	5,555 psi	5,555 psi		5,555 psi	
3.65 bbl	3.65 bbl	3.65 bbl		3.65 bbl	
		Manifold-A			

Documentation Mode

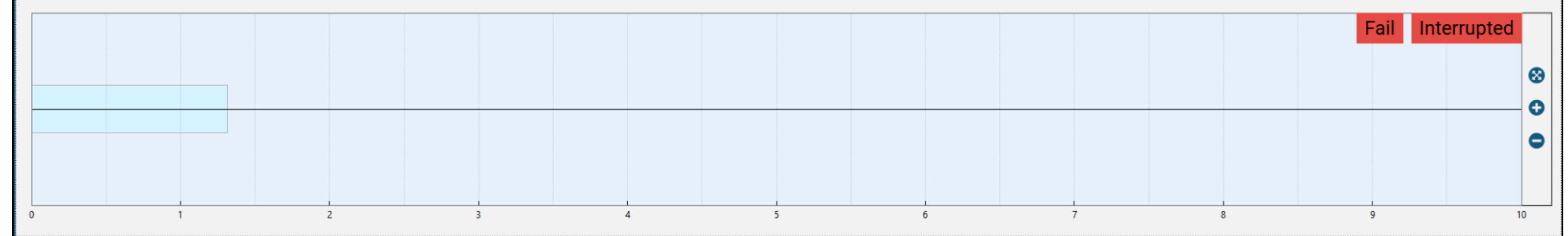
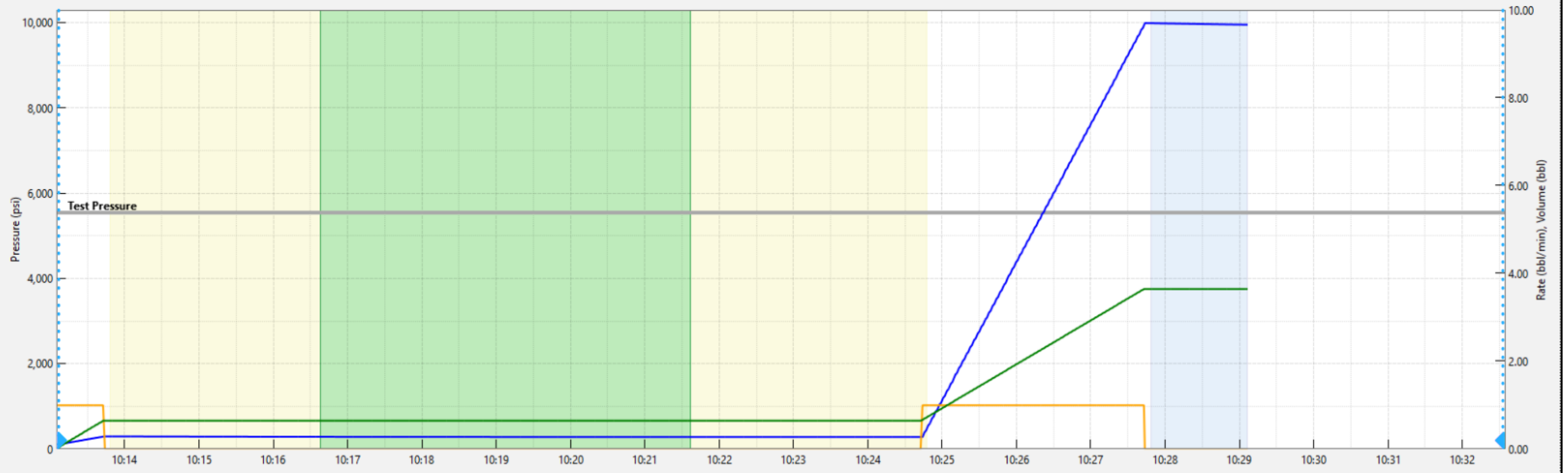
Annotations Mode Regions Mode

Date: ---
Time: ---
Attempt: ---
Elapsed: ---
Analysis Elapsed: ---
Pressure: ---
Rate: ---
Volume: ---
Leak off rate: ---
Temperature: ---

Add New Region

Region Name

Save



1	B	2	✓	3	B
5,555 psi	5,555 psi	5,555 psi		5,555 psi	
3.65 bbl	3.65 bbl	3.65 bbl		3.65 bbl	
		Manifold-A			

Documentation Mode

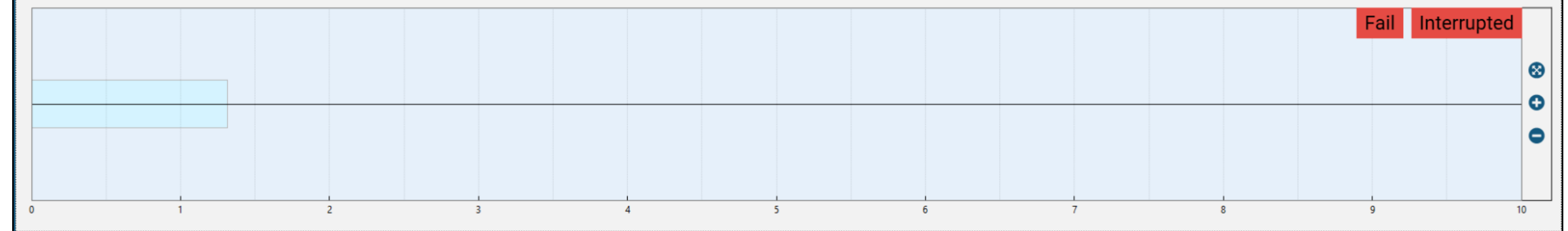
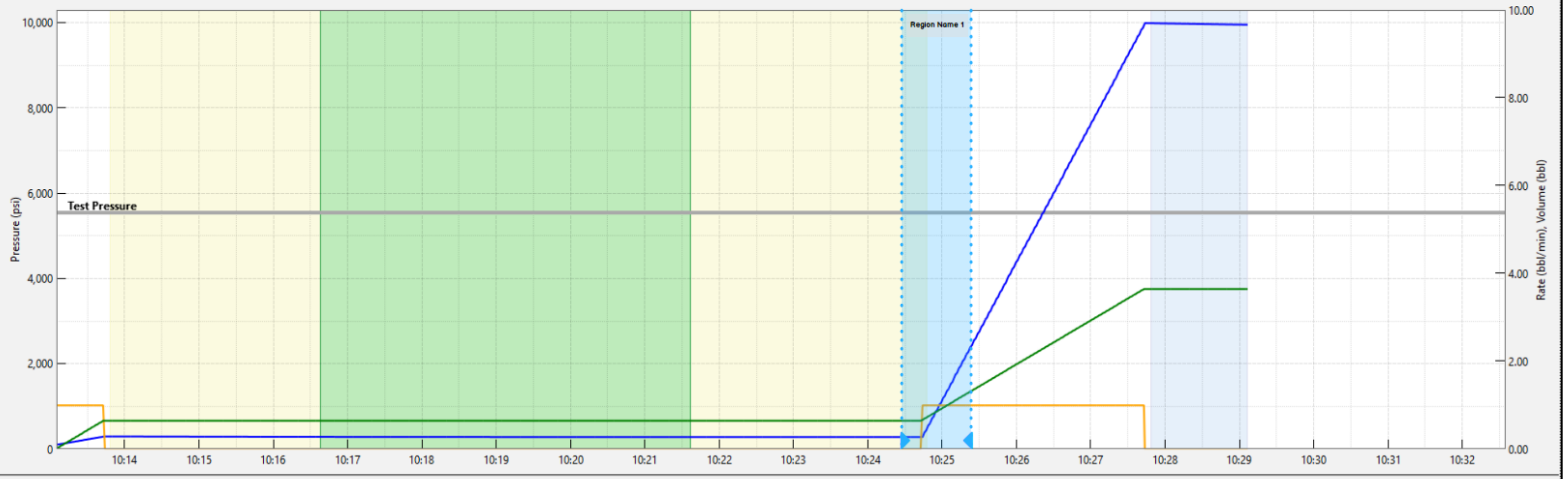
Annotations Mode Regions Mode

Date: ---
Time: ---
Attempt: ---
Elapsed: ---
Analysis Elapsed: ---
Pressure: ---
Rate: ---
Volume: ---
Leak off rate: ---
Temperature: ---

Add New Region

Region Name 1

Save



1 B 5,555 psi 3.65 bbl	2 ✓ 5,555 psi 3.65 bbl	3 B 5,555 psi 3.65 bbl Manifold-A
-------------------------------------	-------------------------------------	---

Documentation Mode

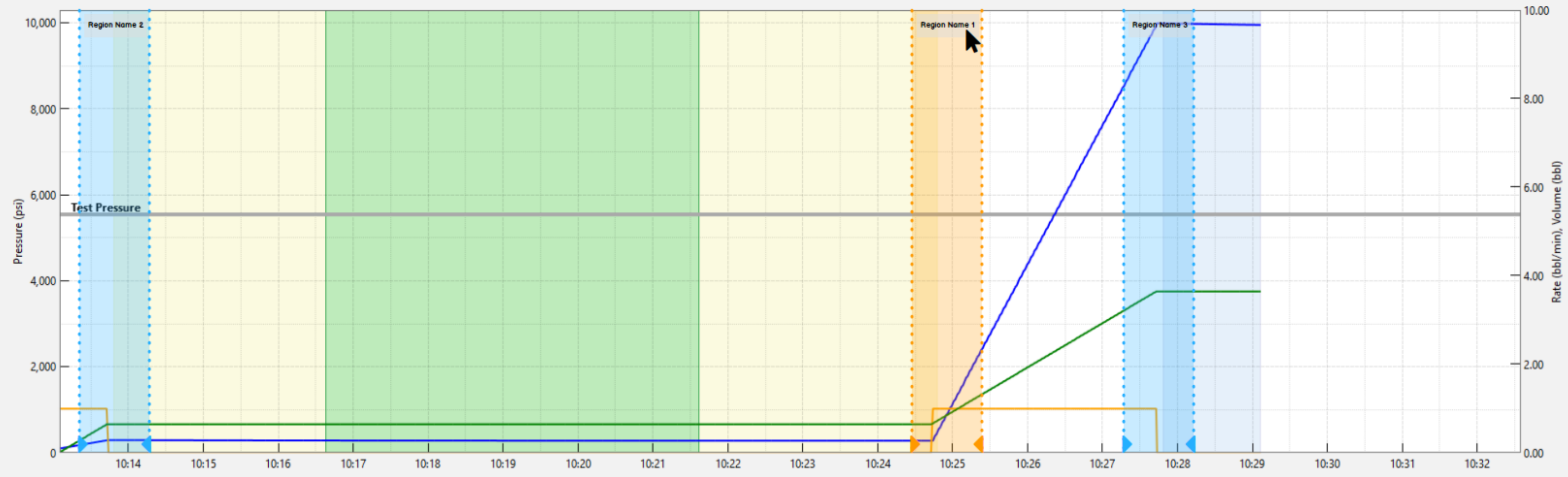
Annotations Mode **Regions Mode**

Date: --
Time: --
Attempt: --
Elapsed: --
Analysis Elapsed: --
Pressure: --
Rate: --
Volume: --
Leak off rate: --
Temperature: --

Add New Region

Region Name 1

Save **Delete**



Click on Label Name to select different Regions to Edit Data

